










## heat pump product specification data

<b>Product Code</b> <b>Heating Capacity</b> <b>Rated Power Input</b> <b>Rated Current</b> <b>Hot Water Output</b> <b>Net Weight</b> <b>Dimensions (w x d x h) mm</b> <b>Noise Level</b> <b>Water Connection</b> <b>Refrigerant Gas Weight</b>  <b>Power Supply</b> <b>Compressor Type</b> <b>Fan Direction</b> <b>Heat Exchanger</b> <b>Water Temperature</b> <b>Air Temperature</b> <b>Intelligent Defrosting</b> <b>Electronic Expansion Valve</b> <b>Waterproof Level</b>				
	HP-007	HP-010	HP-011	HP-019
	7.0kW	10kW	11.5kW	19.0kW
	1.9kW	2.5kW	2.9kW	4.6kW
	8.6 A	11.2 A	4.5 A	7.0 A
	150lt/h	200lt/h	220lt/h	380lt/h
	58kg	82kg	98kg	122kg
	885 x 360 x 600	930 x 420 x 795	820 x 690 x 870	820 x 690 x 1080
	<50db (A)	<54db (A)	<54db (A)	<56db (A)
	G 3/4"	G1"	G1"	G1"
	R407C/1.06kg	R407C/1.65kg	R407C/1.4kg	R407C/2.1kg
		220V/1Ph/50Hz		380V/3Ph/50Hz
		Rotary		Scroll/Copeland
		Horizontal		Vertical
	Tube in shell		Tube in shell	
	28° to 60°C		28° to 60°C	
	-10°C to 43°C		-10°C to 43°C	
	Yes		Yes	
	Yes		Yes	
	IPX4		IPX4	

<b>Product Code</b> <b>Heating Capacity</b> <b>Rated Power Input</b> <b>Rated Current</b> <b>Hot Water Output</b> <b>Net Weight</b> <b>Dimensions (w x d x h) mm</b> <b>Noise Level</b> <b>Water Connection</b> <b>Refrigerant Gas Weight</b>  <b>Power Supply</b> <b>Compressor Type</b> <b>Fan Direction</b> <b>Heat Exchanger</b> <b>Water Temperature</b> <b>Air Temperature</b> <b>Intelligent Defrosting</b> <b>Electronic Expansion Valve</b> <b>Waterproof Level</b>					
	HP-022	HP-038	HP-045	HP-062	HP-091
	22.8kW	38.0kW	45.6kW	62.0kW	91.2kW
	5.7kW	9.3kW	11.5kW	18.2kW	24.0kW
	10.0 A	18.1 A	20.0 A	36.0 A	40.0 A
	500lt/h	750lt/h	1000lt/h	1330lt/h	2000lt/h
	156kg	230kg	320kg	455kg	650kg
	820 x 690 x 1390	1500 x 750 x 1080	1500 x 750 x 1390	2135 x 904 x 1510	2212 x 1072 x 2187
	<56db (A)	<60db (A)	<60db (A)	<65db (A)	<60db (A)
	G1"	G1 1/4"	G1 1/4"	G3"	G3"
	R407C/2.4kg	R407C/2.1kg	R407C/2.4kg x 2	R407C/3.0kg x 3	R407C/2.4kg x 4
			380V/3Ph/50Hz		
			Scroll/Copeland		
			Vertical		
		Tube in shell			
		28° to 60°C			
		-10°C to 43°C			
		Yes			
		Yes			
		IPX4			